


Telescopic Spindle Extension T3 as per DVGW GW336




① Square cap SQ27/32 as per DVGW GW336



② Centring cap



Tubes



④ Transport lock 150N as per DVGW GW336



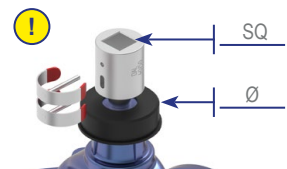
⑤ PE-brake



⑥ Round bell as per DVGW GW336



⑦ Square bar with drilling as per DVGW GW336



Adapter see p.33 (optional)

scan me!



Telescopic Spindle Extension T3 as per DVGW GW336

Valves	Operating head	Connection to coupling	Total length (L)* Spindle extension	Article No.	Weight
Gate valve 40 ≤ DN ≤ 150 Ball valve 65 ≤ DN ≤ 1000 Butterfly valve 100 ≤ DN ≤ 1000	DIN 3223 C	SQ25x25 mm Ø80 mm	0.36 - 0.56 m	13999.GW336	1.8 kg
			0.60 - 1.01 m	14014.GW336	2.9 kg
			0.76 - 1.36 m	14015.GW336	3.7 kg
			0.91 - 1.60 m	14016.GW336	3.4 kg
Gate valve 200 ≤ DN ≤ 350	DIN 3223 C	SQ30x30 mm Ø100 mm	1.26 - 2.36 m	14091.GW336	6.3 kg
			0.33 - 0.40 m	13565.GW336	2.5 kg
			0.49 - 0.76 m	14017.GW336	3.6 kg
			0.74 - 1.22 m	14018.GW336	5.1 kg
			0.82 - 1.42 m	14019.GW336	5.8 kg
			1.17 - 2.12 m	14092.GW336	9.0 kg

*Other lengths available upon request.

Telescopic spindle extensions are as per the DVGW worksheet GW336-1 (A) (09/2010)
Testing as per DVGW test schedule GW336-2 (P) (09/2010)

Adapter set for System DVGW GW336

Version	Coupling	Bell adapter	Article No.	Weight
Coupling 2xClip-pins Valve adapter universal	Service valve	Ø80 mm	14004.GW336A	0.4 kg
	DN40/50 (SQ14)	Ø80 mm	13997.GW336A	1.8 kg
	DN65/80 (SQ17)	Ø80 mm	13998.GW336A	2.9 kg
	DN100-150 (SQ19)	Ø80 mm	13999.GW336A	3.7 kg
	DN175/200 (SQ24)	Ø100 mm	14017.GW336A	3.4 kg
	DN250-350 (SQ27)	Ø100 mm	14020.GW336A	6.3 kg

