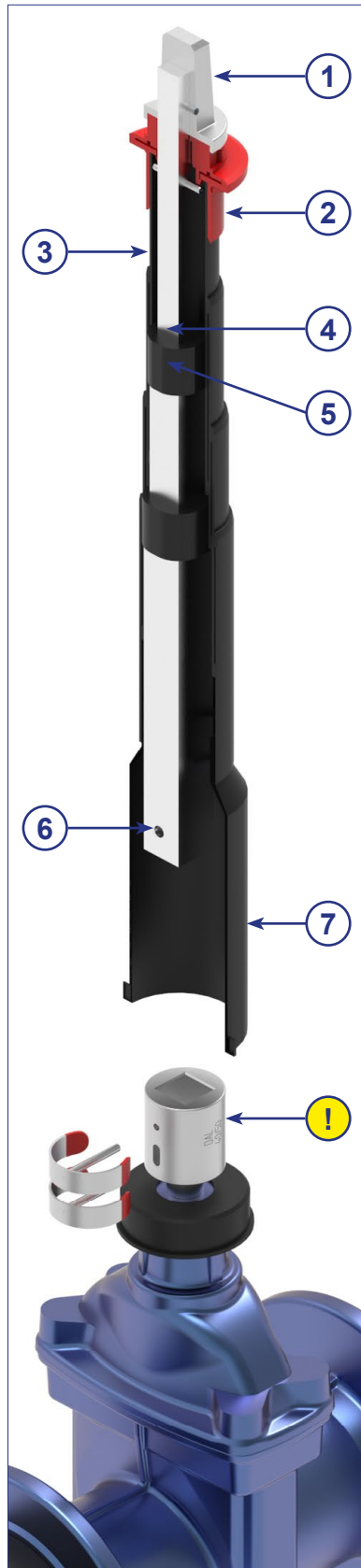



Telescopic Spindle Extension T4 as per DVGW GW336



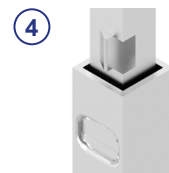
① Square cap SQ27/32
as per DVGW GW336




② Centring cap



Tubes



④ Transport lock 150N
as per DVGW GW336



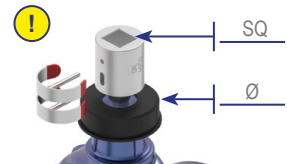
⑤ PE-brake



⑥ Square bar with drilling
as per DVGW GW336



⑦ Round bell
as per DVGW GW336



Adapter see p.31
(optional)

scan me!



Telescopic Spindle Extension T4 as per DVGW GW336



Valve	Operating head	Connection to coupling	Total length (L)* Spindle extension	Article No.	Weight
Gate valve 40 ≤ DN ≤ 150	DIN 3223 C	SQ25x25 mm Ø80 mm	0.39 - 0.74 m	21195	2.6 kg
Ball valve 65 ≤ DN ≤ 1000			0.67 - 1.54 m	21196	4.4 kg
Butterfly valve 100 ≤ DN ≤ 1000					
Gate valve 200 ≤ DN ≤ 350	DIN 3223 C	SQ30x30 mm Ø100 mm	0.39 - 0.74 m	22321	2.7 kg
			0.67 - 1.54 m	22322	4.5 kg

*Other lengths available upon request.

Adapter set for System DVGW GW336

Version	Coupling	Bell adapter	Article No.	Weight
Coupling 2xClip-pins Valve adapter universal	DN40/50 (SQ14)	Ø80 mm	13997.GW336A	1.8 kg
	DN65/80 (SQ17)	Ø80 mm	13998.GW336A	2.9 kg
	DN100-150 (SQ19)	Ø80 mm	13999.GW336A	3.7 kg
	DN175/200 (SQ24)	Ø100 mm	14017.GW336A	3.4 kg
	DN250-350 (SQ27)	Ø100 mm	14020.GW336A	6.3 kg

