




Telescopic Spindle Extension T3 with flange bell



Telescopic Spindle Extension T3 with flange bell

Valve Keyway	Cover depth CD / L*	without position indicator		prepared for position indicator**		
		Article No.	Weight	Article No.	Weight	
Ø16 mm	1.00 - 1.50 m	71100.16	6.2 kg	71100.16.Z		
	1.20 - 1.80 m	71101.16	7.0 kg	71101.16.Z	Spindle Extension + required position indicator	
	1.70 - 2.70 m	71102.16	8.7 kg	71102.16.Z		
	2.50 - 3.20 m	71103.16	10.8 kg	71103.16.Z		
1.00 - 1.50 m	71100.18	5.8 kg	71100.18.Z			
Ø18 mm	1.20 - 1.80 m	71101.18	6.6 kg	71101.18.Z	Spindle Extension + required position indicator	
	1.70 - 2.70 m	71102.18	8.2 kg	71102.18.Z		
	2.50 - 3.20 m	71103.18	10.3 kg	71103.18.Z		
	1.00 - 1.50 m	71100.20	5.7 kg	71100.20.Z		
Ø20 mm	1.20 - 1.80 m	71101.20	6.6 kg	71101.20.Z	Spindle Extension + required position indicator	
	1.70 - 2.70 m	71102.20	8.6 kg	71102.20.Z		
	2.50 - 3.20 m	71103.20	10.3 kg	71103.20.Z		
	1.00 - 1.50 m	72100.22	5.7 kg	72100.22.Z		
Ø22 mm	1.20 - 1.80 m	72101.22	6.5 kg	72101.22.Z	Spindle Extension + required position indicator	
	1.70 - 2.70 m	72102.22	8.2 kg	72102.22.Z		
	2.50 - 3.20 m	72103.22	10.3 kg	72103.22.Z		
	1.00 - 1.50 m	73100.30	6.2 kg	73100.30.Z		
Ø30 mm	1.20 - 1.80 m	73101.30	7.0 kg	73101.30.Z	Spindle Extension + required position indicator	
	1.70 - 2.70 m	73102.30	8.6 kg	73102.30.Z		
	2.50 - 3.20 m	73103.30	10.7 kg	73103.30.Z		

*Other lengths available upon request.

**Please note that the spindle extensions are prepared for a position indicator. The required position indicator can be found on p. 68.

Protective cover

Description	Article No.	Weight
Protective cover for mechanical position indicator with operating cap	11648	0.17 kg



Adapter disk

Description	Article No.	Weight
Adapter disk F14 for F10 bell	12770.10	0.08 kg

